



CONVEYING RAILS

MAGNETIC CONVEYORS

Automated Magnetic Conveying, Transferring and Feeding. IMI's Magnetic Transfer Conveyors are ideal for automating part handling in various industries including: Automotive, Appliance and Office Furniture. Magnetic Transfer Conveyors contain permanent, Perm-Electro or electromagnetic rails that eliminate costly manual handling, feeding of presses or other processes while increasing production speeds and improves safety.



Part size, thickness, weight, surface treatments, length and direction of transfer and the type of operation are all taken into consideration when designing a transfer conveyor for your application.

Applications:

- » Stacking/ destacking lines
- » Part transfer between work stations and presses
- » Press feeding
- » Coil unloading

BENEFITS:

- » Eliminate laborious hand feeding
- » Increase production speeds



FEATURES:

- » Easy belt removal opposite of drive side
- » Drive system can be mounted on either side of the conveyor and conveyors can be gang driven
- » Two-ply endless belt
- » Knurled head pulleys
- » Steel side frame
- » Square primary shaft

OPTIONS:

- » Customized designs
- » Inverter-duty AC motors
- » 230-460 VAC/3ph/60h drive motor
- » Right angle gear reducer
- » Toothed belt- primary drive
- » Permanent, Perm/Electro or electromagnetic designs are available
- » Various belt styles & widths
- » Round or hexagon primary shaft
- » Surface or overhead conveying designs
- » Variable frequency drive control
- » Electromagnet power supplies (see AG-10B)
- » Magnetic head & tail pulleys

Key Markets

Stamping, Fabrication, Appliance, Blanking, Steel Service Centers

Related Products

Sheet Fanners, Transporters®, Electromagnets

TOLL FREE **1.888.582.0823** imi@magnetics.com



CONVEYING RAILS

MAGNETIC CONVEYORS

Automated Magnetic Conveying, Transferring and Feeding. IMI's Magnetic Transfer Conveyors are ideal for automating part handling in various industries including: Automotive, Appliance and Office Furniture. Magnetic Transfer Conveyors contain permanent, Perm-Electro or electromagnetic rails that eliminate costly manual handling, feeding of presses or other processes while increasing production speeds and improves safety.

Part size, thickness, weight, surface treatments, length and direction of transfer and the type of operation are all taken into consideration when designing a transfer conveyor for your application.

Specifications:

- » Steel side frame construction
- » Precision machined take-up assemblies
- » Permanent and/or Electro Magnets
- » Shafts
- » Mounting

INSTALLATION:

- » Sketches of mounting patterns provided
- » Schematics provided with every power supply

Magnet Length: The magnet length is determined by the application requirements provided by the customer during the approval process.

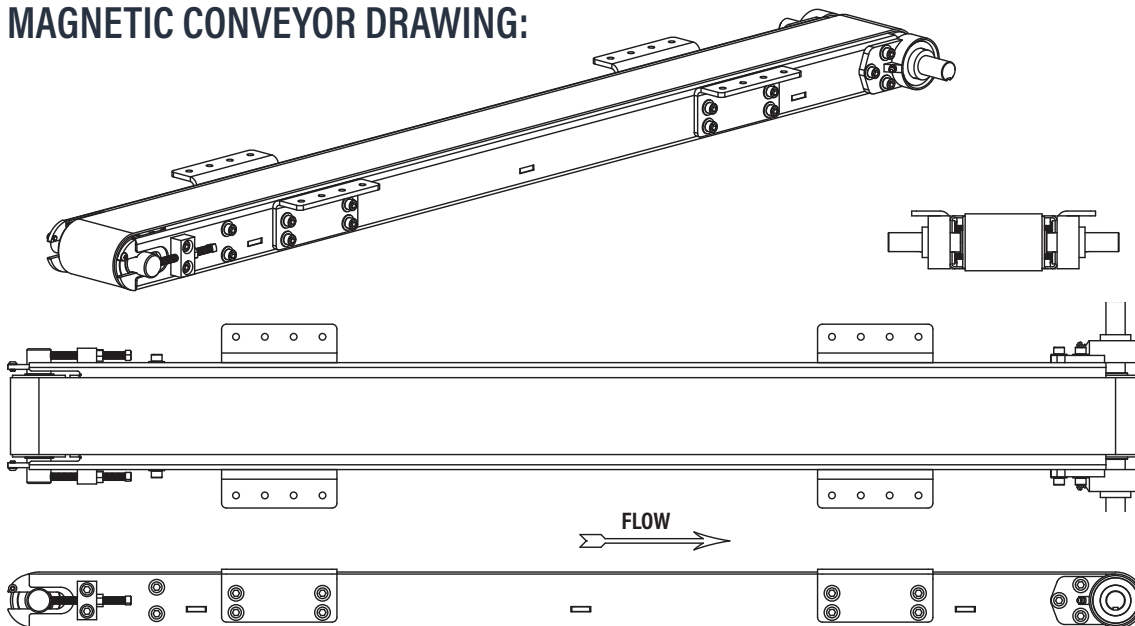
Pulleys Centers: The center-to-center dimension for the pulleys is an approximate length, due to take-up pulley adjustments for belt tensioning, and is provided after the magnet and conveyor body lengths are determined.

Overall Length: An approximate length, due to take-up pulley adjustments for belt tensioning, that is provided after the magnet and conveyor body lengths are determined.

Supports: Customer specified support placement and distances are available upon request.

Drive: The drive pulley comes standard with a 1-1/4" Square Drive, though IMI will adapt this drive pulley to any drive size up to 2" in diameter.

MAGNETIC CONVEYOR DRAWING:



NOTE: If dimensions are critical, call for up-to-date changes.