



### LIQUID LINE MAGNETS

## T-TRAP MAGNETS

IMI's T-Traps remove unwanted ferrous and work-hardened stainless contaminants from processing lines. They capture fine ferrous particles that are created by wear of upstream processing equipment and often pass undetected through electronic metal detectors. T-Traps are typically placed in front of pumps, screens and mills to protect vital plant equipment from costly metal damage and system downtime.

T-Traps are available in two styles, plate style or tube style. The tube style models are ideal for liquids, purees and products that may contain small solids in high flow rate processing lines. Use plate style T-Traps for low volume applications that require gentle flow characteristics or for fragile products that may contain long, sinewy items, larger chunks and hard-to-move products such as fruit preserves, cooked meat chunks and cottage cheese.

For complete body drainage (no sump area), install T-Traps in vertical lines. Installation locations must allow access for cleaning collected metal from the magnet(s). T-Traps can also be mounted in horizontal or sloped lines without affecting the magnetic efficiency.

### Specifications:

#### Product Flow Characteristics:

Maximum magnetic efficiency is attained with low flow rates. It is easier to extract metal through low viscosity products than through high viscosity products. Select a group that best matches the most viscous product to be pumped. Remember that temperature and percent of liquid can greatly affect a product's viscosity. If needed, water jackets can be added to heat or cool the product.

Match your line's viscosity group and maximum pumping capacity with the various T-Trap model's maximum flow ratings, then select the appropriate model and line size. Line reducers (expanders) may be needed. When operating at or near a T-Trap's upper flow capacity, it is recommended move up one line size to assure meeting future increased pumping needs.

- » **Group 1** (Fluid/Strained Products): Beverages, thin soups, warm jellies, light sauces, syrups & salad dressings.
- » **Group 2** (Crushed/Fibrous Products): Crushed fruits & vegetables, chopped foods, medium syrups, soups, etc.
- » **Group 3** (Viscous/Heavy Products): Meat spreads, heavy purees, syrup & sauces, warm jam, hot processed and creamed cheese, baby foods and pulps.
- » **Group 4** (Viscous/Fibrous Products): Minced/ground meat, pet foods, thick butters & batters, cooled products, etc.

#### Food Grade Gaskets:

PROPERTY	EPDM	BUNA-N (STD.)	VITON
Temperature Range	-50 to 400°F	-20 to 225°F	-15 to 400°F.
Acid resistance	Fair	Good	Excellent
Alkali resistance	Good	Fair	Good
Veg. Oil resistance	Poor	Excellent	Excellent
Steam, to 350°F	Good	Poor	Poor



Tube Style T-Trap (LLM0606, LLM0806, LLM0808, LLM0810)



Large Tube Style



Single Plate Style T-Trap (LLM115 Model)



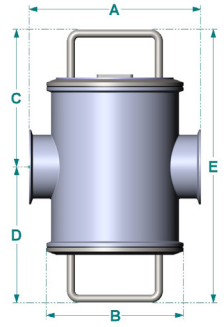
Dual Plate Style T-Trap (LLM125 Model)

TOLL FREE **1.888.582.0821** [imi@magnetics.com](mailto:imi@magnetics.com)



**Tube Style T-Traps Specifications (Inches)**

MODEL	LINE SIZE	LENGTH		DIAMETER	TOP TO	BOTTOM	OVERALL	LID REMOVAL	1"	GPM - GALLON PER MINUTE				MAXIMUM PRESSURE (PSI) 70°
		CENTER	TO CENTER		HEIGHT	CLEARANCE				TUBE QTY.	GROUP 1	GROUP 2	GROUP 3	
		A	B			C	D	E						
Tube Models (Recommended for liquids, purees, and non-fragile solids)														
LLM060610	1	7.5	6.5		6	6	11.75	5.875	5	34	21	10	2	150
LLM060615	1.5	7.5	6.5		6	6	11.75	5.875	5	95	67	38	19	150
LLM060620	2	8.75	6.5		6	6	11.75	5.875	5	95	67	38	19	150
LLM080625	2.5	10.75	8.5		6.5	6.5	13	5.875	7	187	131	75	37	100
LLM080830	3	10.75	8.5		7.5	7.5	15	7.875	7	187	131	75	37	100
LLM081040	4	10.75	8.5		8.6	8.6	17.25	9.875	7	270	176	101	41	100



Note: Add "M" to the end of the model number for 2 inch Mid-Tube Style T-Traps. Add "L" for 3 inch Large Tube Style T-Traps.

Large Tube Style T-Traps have a single tube, Mid-Tube Style T-Traps have three tubes in LLM06 Models, and four tubes in LLM08 Models.

Maximum Pressure for 250° is rated at half the value of 70°

**Tube Style T-Traps with Water Jacket Specifications (Inches)**

MODEL	LINE SIZE	LENGTH		DIAMETER	TOP TO	BOTTOM	OVERALL	JACKET	OA JACKET	UPPER	LOWER	LID REMOVAL	1"	MAXIMUM PRESSURE (PSI) 70°
		CENTER	TO CENTER		HEIGHT	DIAMETER		LENGTH	FITTING	FITTING	CLEANING			
		A	B			C	D	E	F	G	H	J		
Tube Models (Recommended for liquids, purees, and non-fragile solids)														
LJM060610	1	10	6.5		6	6	11.75	10	12	4.56	7.06	5.875	5	150
LJM060615	1.5	10	6.5		6	6	11.75	10	12	4.56	7.06	5.875	5	150
LJM060620	2	10	6.5		6	6	11.75	10	12	4.56	7.06	5.875	5	150
LJM080625	2.5	12	8.5		6.5	6.5	13	12	14	4.56	7.06	5.875	7	100
LJM080830	3	12	8.5		7.5	7.5	15	12	14	4.56	9.06	7.875	7	100
LJM081040	4	12	8.5		8.6	8.6	17.25	12	14	4.56	11.06	9.875	7	100

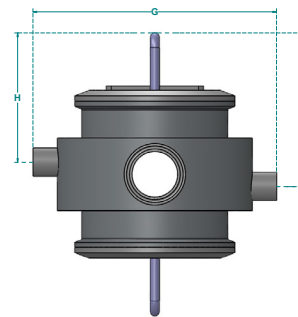
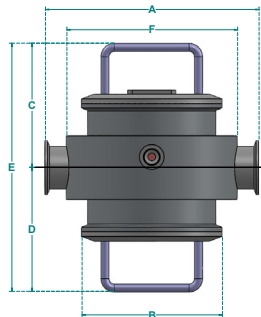
Note: Add "M" to the end of the model number for 2 inch Mid-Tube Style T-Traps. Add "L" for 3 inch Large Tube Style T-Traps.

Large Tube Style T-Traps have a single tube, Mid-Tube Style T-Traps have three tubes in LLM06 Models, and four tubes in LLM08 Models.

Maximum Pressure for 250° is rated at half the value of 70°

MODEL	GPM - GALLON PER MINUTE				MAXIMUM PRESSURE (PSI) 70°
	GROUP 1	GROUP 2	GROUP 3	GROUP 4	
Tube Models (Recommended for liquids, purees, and non-fragile solids)					
LJM060610	34	21	10	2	150
LJM060615	95	67	38	19	150
LJM060620	95	67	38	19	150
LJM080625	187	131	75	37	100
LJM080830	187	131	75	37	100
LJM081040	270	176	101	41	100

Maximum Pressure for 250° is rated at half the value of 70°



**FEATURES:**

- » Powerful Rare Earth Magnetic Circuit
- » Standard line sizes from 1" to 4" (other sizes available)
- » T304 stainless steel sanitary construction meets or exceeds USDA/3A Standards
- » Inlet/Outlet ferrules for Tri-Clamps
- » BUNA-N & VITON Standard Gasket Material
- » Designed for line pressures up to 150 psi
- » Standard magnet maximum operating temperatures of 180°F (82°C)

**OPTIONS:**

- » OPTI B, OPTI H, OPTI L, OPTI M, and OPTI T circuits available
- » 316 stainless steel sanitary construction meets or exceeds USDA/3A Standards
- » EPDM available

**MAGNETIC GRATE TUBES DESIGNS, APPLICATIONS AND SPECIFICATIONS**

CONFIGURATION	APPLICATION	DURABILITY
Opti-B™	Balanced	★★★★★
Opti-H™	HACCP	★★★★★
Opti-L™	Large Tube	★★★★★
Opti-M™	Mid-Tube	★★★★★
Opti-T™	High Temperature	★★★★★



## Plate Style T-Traps Specifications (Inches)

MODEL	LINE SIZE	LENGTH		DIAMETER		TOP TO CENTER C	BOTTOM TO CENTER D	OVERALL HEIGHT E	LID REMOVAL CLEANING CLEARANCE	GPM - GALLON PER MINUTE				WEIGHT. (LBS.)	MAXIMUM PRESSURE (PSI)
		A	B	GROUP 1	GROUP 2					GROUP 3	GROUP 4				
Single Plate Models (Recommended for low volume applications requiring gentle flow characteristics)															
LLM11515	1.5	8.25	7	4.9	1.3	6.2	5.4	58	41	23	12	24.0	200		
LLM1152	2	8.25	7	4.9	1.3	6.2	5.4	58	41	23	12	24.0	200		
LLM11525	2.5	10.25	9	5.6	1.8	7.4	6.1	75	53	30	15	43.0	180		
LLM1153	3	10.25	9	5.6	1.8	7.4	6.1	75	53	30	15	43.0	180		
Dual Plate Models (Recommended for high volume applications requiring gentle flow characteristics)															
LLM12515	1.5	8.25	7	4.8	4.8	9.6	5.3	100	70	40	20	27.8	200		
LLM1252	2	8.25	7	4.8	4.8	9.6	5.3	100	70	40	20	27.8	200		
LLM12525	2.5	10.25	9	5.7	5.7	11.4	6.2	150	105	60	30	45.7	180		
LLM1253	3	10.25	9	5.7	5.7	11.4	6.2	150	105	60	30	45.7	180		
LLM1254	4	10.25	9	6.5	6.5	13	7	190	133	76	38	55.0	180		
LLM1206	6	16	14	9	9	18	9.5	315	221	126	63	165	75		

## Tube Style T-Traps Specifications (Inches)

MODEL	LINE SIZE	LENGTH		DIAMETER		TOP TO CENTER C	BOTTOM TO CENTER D	OVERALL HEIGHT E	LID REMOVAL CLEANING CLEARANCE	TUBE QTY.	GPM - GALLON PER MINUTE				WEIGHT. (LBS.)	MAXIMUM PRESSURE (PSI)
		A	B	GROUP 1	GROUP 2						GROUP 3	GROUP 4				
Tube Models (Recommended for liquids, purees, and non-fragile solids)																
LLM1306	6	16	14	7.8	7.8	15.6	17.4	11	560	392	224	112	130	75		

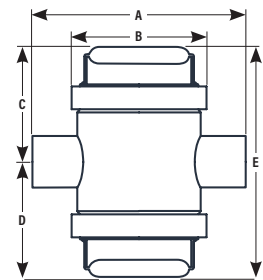
**Note:** Add "MT" to the end of the model for Mid-Tube Style T-Traps or "LT" for Large Tube Style T-Traps. Large Tube Style T-Traps have a single tube.

### FEATURES:

- » Powerful Rare Earth Magnetic Circuit
- » Standard line sizes from 1-1/2" to 6" (other sizes available)
- » 316 stainless steel sanitary construction meets or exceeds USDA/3A Standards
- » Inlet/Outlet ferrules for Tri-Clamps
- » EPDM Standard Gasket Material
- » Quick clamp system on magnetic filter cap
- » Standard magnet maximum operating temperatures of 220°F (104°C)
- » Designed for line pressures up to 200 psi

### OPTIONS:

- » Water Jacket (optional - LLM125 & Model Only)
- » Different inlet/outlet line sizes (LLM125 Model only)
- » BUNA-N & VITON available
- » Custom high pressure models available
- » High temperature options for applications up to 290°F (143°C)
- » Connections: Bevel Seat (Acme Thread), International Dairy Fitting (IDF), pipe sizes and threads, Victaulic, Cam-Lock, John Perry, I-line, Q-line, 150# pipe flanges, connections with captive nuts sanitary ferrules are available

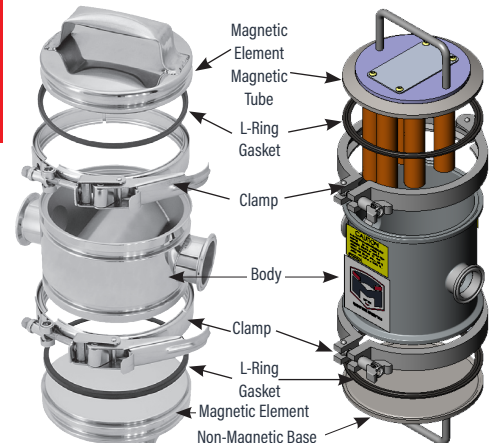


**T-Trap Components:**  
Single Plate Style T-Trap



Dual Plate Style T-Trap

Tube Style T-Trap



TOLL FREE 1.888.582.0821 [imi@magnetics.com](mailto:imi@magnetics.com)